

If you have any questions, please contact me at jamie@teachmommyteach.com

Thank you for downloading!

You May:

- use these resources in your own home or classroom for non-commercial use.
- print as many copies as you would like.
- share the website link, <https://teachmommyteach.com/>, where this printable can be found, so that others can download the file.

You May NOT:

- sell, give away, or share a printed copy. Each person should download separately and print.
- print out a copy for multiple teachers, as in an entire school, co-op, or other group. Each teacher should download separately and print.
- link directly to the pdf. Instead, link to the page on <https://teachmommyteach.com/> or <https://teacherspayteacher.com/> where you found the download.
- claim this or any part of this printable as your own.
- alter this printable and claim it as your own.
- host any of the files on your personal or other websites that can be shared with others.
- Upload this resource to any file sharing sites

Credits!! Thank you Speaking of Images and Open Clipart!



<https://www.teacherspayteachers.com/Store/Speaking-Of-Images>



<https://openclipart.org/>

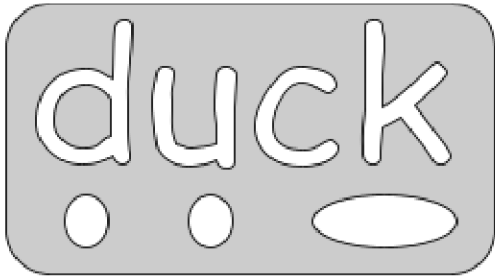
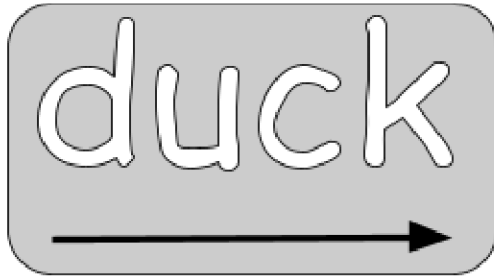
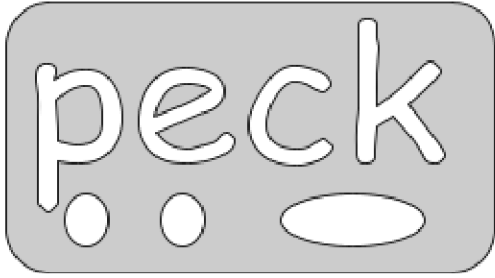
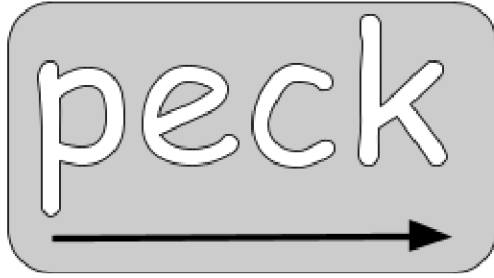
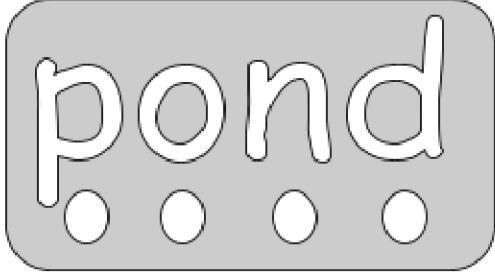



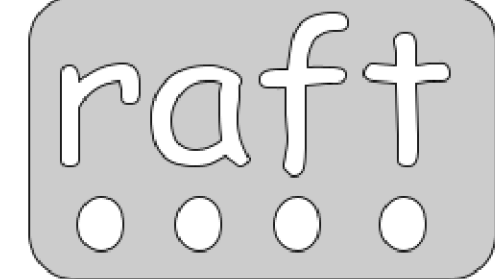
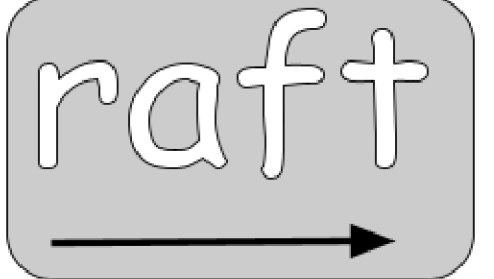
Animal Stories Book 9: Hen's Raft

Pre-Reading Worksheets

Your child will practice *CVC* words, the *OO* (ew) spelling, the *OW* (ow) spelling, blends, and *CK* ending. Your child will practice the compound word *cannot*.

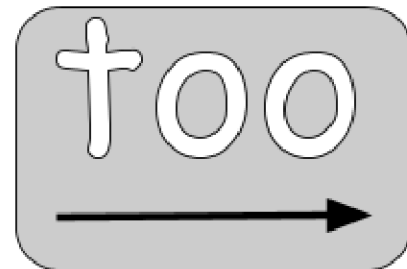
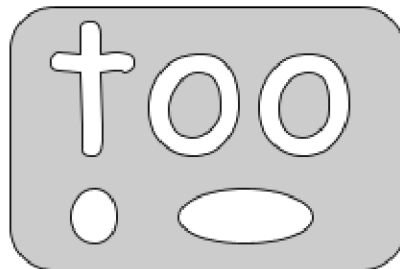
Name: _____

Touch each dot and say the sound the letter(s) represent. Then, touching the arrow, put the sounds together to sound out the word.


	
	
	
	
	

Name: _____

Remember that **OO** sometimes represents an **ew** sound. Color the **OO** in the word below. Touch each dot and say the sound the letter(s) represent. Then, touching the arrow, put the sounds together to sound out the word.



Remember that **OW** sometimes represents an **ow** sound. Color the **OW** in the word below. Touch each dot and say the sound the letter(s) represent. Then, touching the arrow, put the sounds together to sound out the word.



Name: _____

Read the following words:

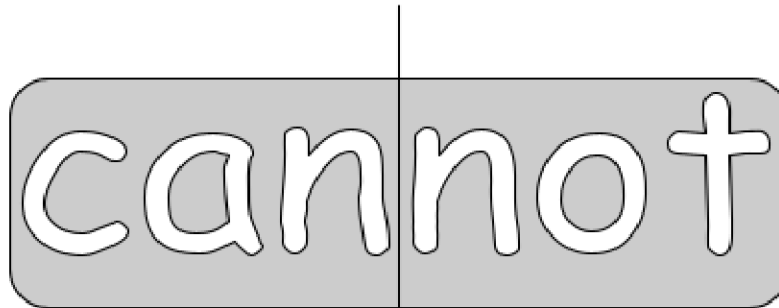
can

not

Can and **not** can be combined into a compound word. Read the word below:

cannot

The word **cannot** has two syllables. Read the word **cannot**, and clap on each syllable. Use the picture of the hands as a tool.



1



2

Animal Stories Book 9: Hen's Raft

Extra Practice Post-Reading Worksheets

Name: _____

Read the following short story. Illustrate the short story below.

The pond is too big. The duck cannot swim to the land. The duck rests. Now, the duck can swim to the land!

Name: _____

Finish writing each word. As you go down the list, each word will only change 1 grapheme (letter or letters that represent one sound). The first box has been completed for you as an example.

run

ru_g

rag

swam

sw____m

swiff

cow

____ow

new

bond

____ond

pons

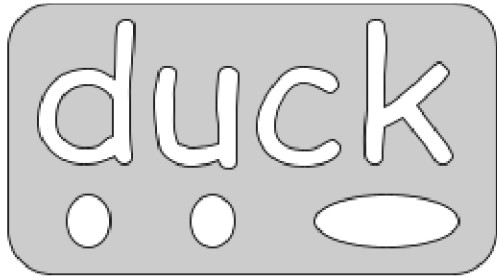
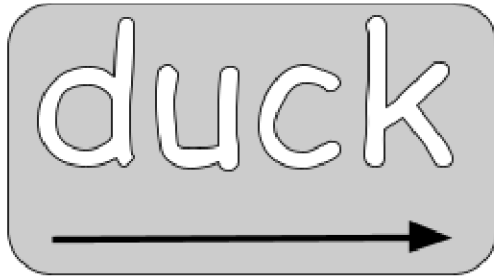
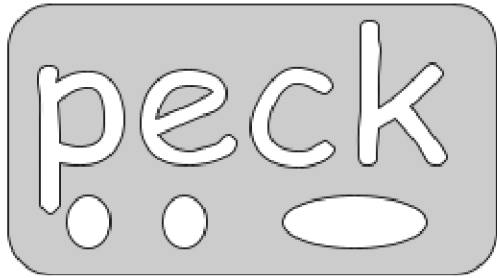
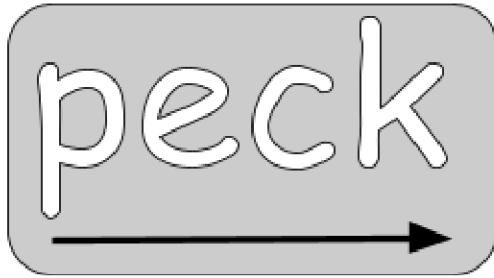
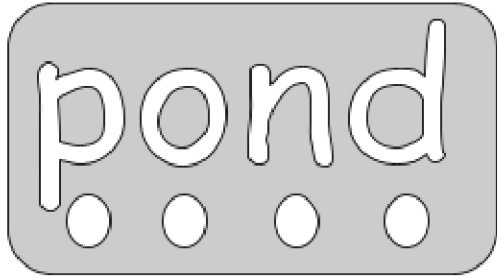
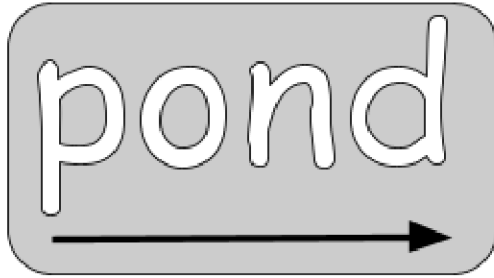
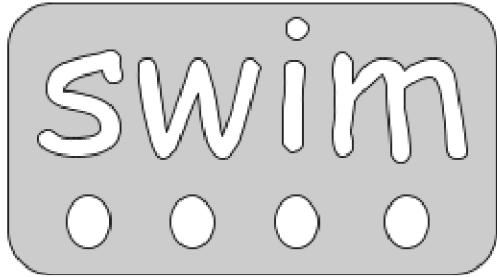
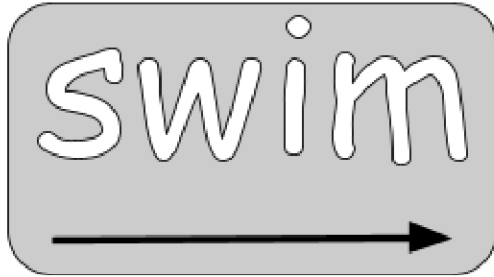
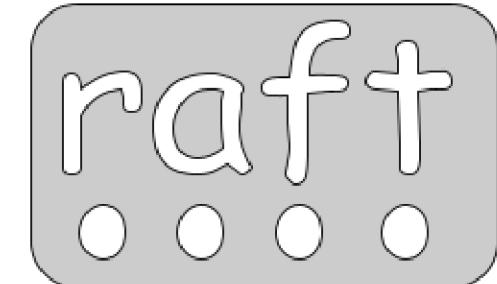
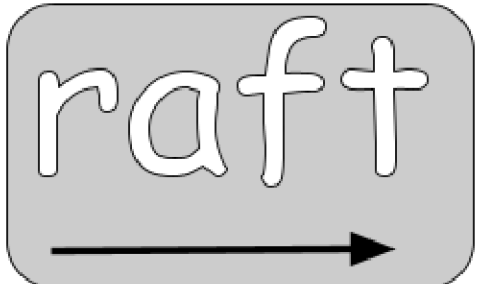
Animal Stories Book 9: Hen's Raft

Answers Pre-Reading Worksheets

Your child will practice *CVC* words, the *OO* (ew) spelling, the *OW* (ow) spelling, blends, and *CK* ending. Your child will practice the compound word *cannot*.

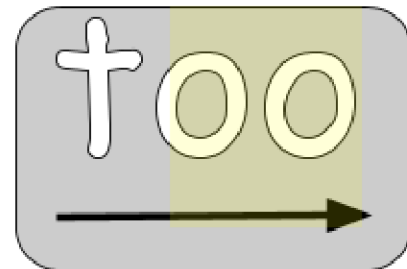
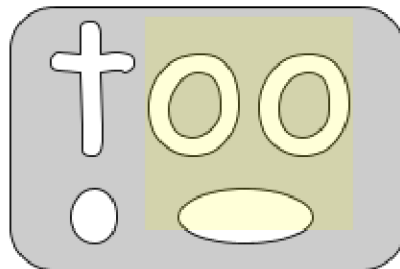
Name: Answers

Touch each dot and say the sound the letter(s) represent. Then, touching the arrow, put the sounds together to sound out the word.

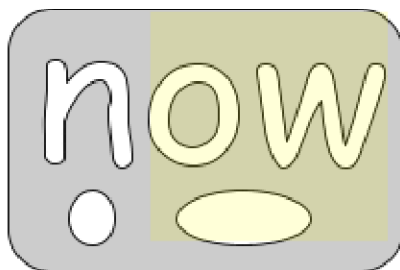

	
	
	
	
	

Name: Answers

Remember that **OO** sometimes represents an **ew** sound. Color the **OO** in the word below. Touch each dot and say the sound the letter(s) represent. Then, touching the arrow, put the sounds together to sound out the word.



Remember that **OW** sometimes represents an **ow** sound. Color the **OW** in the word below. Touch each dot and say the sound the letter(s) represent. Then, touching the arrow, put the sounds together to sound out the word.



Answers

Name: _____

Read the following words:

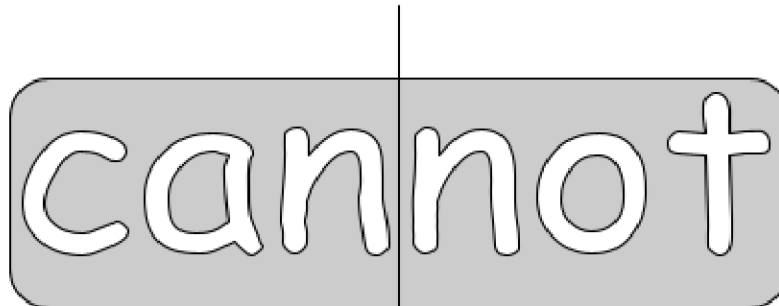
can

not

Can and **not** can be combined into a compound word. Read the word below:

cannot

The word **cannot** has two syllables. Read the word **cannot**, and clap on each syllable. Use the picture of the hands as a tool.



1



2

Animal Stories Book 9:

Hen's Raft

Answers

Extra Practice

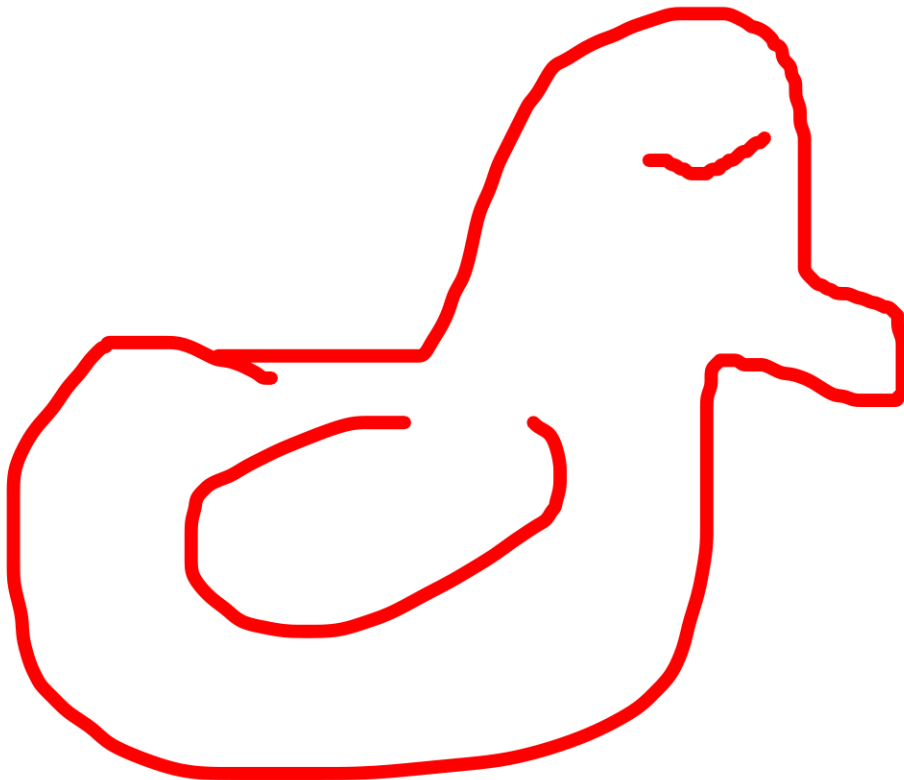
Post-Reading Worksheets

Answers

Name: _____

Read the following short story. Illustrate the short story below.

The pond is too big. The duck cannot swim to the land. The duck rests. Now, the duck can swim to the land!



Name: Answers

Finish writing each word. As you go down the list, each word will only change 1 grapheme (letter or letters that represent one sound). The first box has been completed for you as an example.

run

rug

rag

swam

swim

swiff

cow

now

new

bond

pond

pons